

**Specifications**

Item	Model	PLK-J6040R
Stitching style		Single-needle lockstitch
Hook		Double-size rotary hook
Needle		DPx17 #18
Sewing area (X x Y)		600mm x 400mm
Max. speed *1		Intermittent: 2,300rpm Continuous : 2,500rpm
Feeding system		Intermittent or Continuous (switchover method)
Stitch length		0.1 to 20.0mm (min. resolution 0.1mm)
Max. stitches		20,000/pattern
Max. patterns		9,000 *2
Memory medium		USB flash memory (not included with sewing machine)
Upper shaft motor		Mitsubishi Electric 750W direct servo motor Mitsubishi
Lower shaft motor		Electric 400W direct servo motor
Work holder		Chucking system (OPTIONAL)
Presser foot drive		Direct drive by stepping motor
Presser foot lift stroke		18.0mm(max. 24.0mm) variable in 0.1mm step Digital
Presser foot stroke		adjustment stroke: 0.0 to 10.0mm
Upper thread tensioner		Manual/Automatic/Setting on pattern (switchover)
Oil lubrication		Spray method: Spray time adjustment
Operation panel		6.5-inch color LCD touch panel with USB port
External device		Terminal I/O: 16input , 16output
Interface		Ethernet*3, Future support , USB port
Barcode reader		Supports USB barcode reader (OPTIONAL)
Programmable controller		Original step sequence function
Outline dimensions		1,350 x 1,570 x 1,205mm (WxDxH)
Mass		440kg
Power supply		200 to 240V single-phase/three-phase 380 to 415V(optional unit required)

\*1:Sewing speed may be limited by the type of sewing material, presser weight and stitch length, etc.

\*2:The max. patterns may be limited depending on the number of stitches of each pattern in the memory.

\*3:Ethernet is a trademark of Fuji Xerox Co., Ltd.



**⚠ Safety Precaution**

To ensure safe and proper use of the products in this document, please make sure to read the relevant instruction manuals and technical notes before use.

Note: Be sure to confirm the details of the warranty when making a purchase.

**MITSUBISHI ELECTRIC CORPORATION**

FACTORY AUTOMATION SYSTEMS  
Tokyo Building, 2-7-3 Marunouchi, Chiyoda-ku, Tokyo 100-8310, JAPAN  
<http://www.mtco-web.co.jp/misin/english/index.html>

# INDUSTRIAL SEWING MACHINES PLK-J6040R

*Next-generation Sewing*

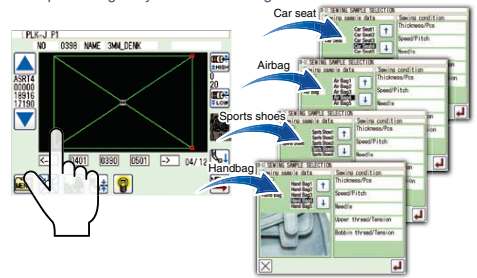




## The evolution of future sewing

### Everything to improve usability

**Simple set-up with just one touch**  
 Farewell complicated procedures for satisfied stitch  
 Application settings can be re-called with just one touch  
 Set-up time is greatly saved for running time increase.



**Optimum Pressor foot motion**  
 Newly developed pressor foot motion control  
 Free adjustment optimizes stitch quality to sew a wide range of applications with various types of materials and thicknesses.

**So fast, so accurate**  
 World's fastest sewing speeds achieved  
 Seams with long or curved stitches are sewn quickly with high quality.  
 \* 3.0mm stitch length : 2,300rpm (Intermittent feed)

**Leave tension adjustment to the sewing machine**  
 Digital tension control as standard  
 Suitable digital thread tension adjustment is automatically controlled by stitch direction.

**Sewing machines equipped with "Pokayoko" to prevent human error**  
 Materials thickness confirmation function ensures proper material layers before sewing starts  
 Lubrication amount and interval digitally controlled to prevent missed stitch and excessive oil.

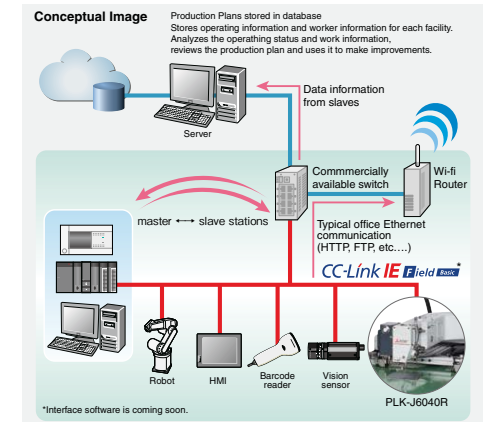
**Quality assurance from quality control**  
 Skipped stitch and thread breakage detection as standard  
 The history and condition of every stitch can be transferred to storage device for future traceability.

**Superior energy savings**  
 Less vibration + Less noise = Less power consumption  
 Even operating at high speeds and using a large sewing area, the PLK-J6040R consumes less power than the PLK-G6030R.

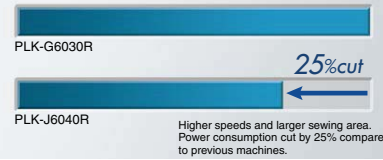
**Next-generation IT factory management**  
 Integrated FA-IT solutions driven by Mitsubishi Electric



e-Factory enables visualization of operating status through enhanced communication functions, contributing to flexible factory management. The best partner for sewing machines and other Mitsubishi Electric FA products.



**Accomplishment of productivity and power consumption**



Easy maintenance!  
 New arm-shaped, glass epoxy slide plate



The bobbin can be replaced from the top



Easy to see operations and simple  
 6.5-inch color operation panel